



DefendX Software Mobility®

Right-Click Tiering®

Installation Guide

Version 8.2

This guide provides quick instructions for the installation of DefendX Software Mobility Right Click Tiering, from an administrator's perspective. Upon completion of the steps within this document, DefendX Software Mobility Right Click Tiering will be installed within your enterprise community.



Table of Contents

Executive Summary	3
Requirements	4
Hardware Specification	4
Software Specification	4
About DefendX Software.....	9
DefendX Software Professional Services	9
Legal & Contact Information.....	10

Executive Summary

Thank you for your interest in DefendX Software Mobility. The latest addition to the DefendX Software product portfolio, DefendX Software Mobility enables employees to tier files; users can select from a predefined set of criteria such as file size, age of last access, or other criteria (Right-Click Data Movement™), and organizations can also establish policies that automatically tier files once users reach their storage limits (Event-Driven Data Movement™). Both methods enable companies to control storage and operating costs and to expedite backups by moving files from a Primary Storage environment to lower-cost tiered storage.

DefendX Software Mobility, in its simplest form, moves the contents of a file to a storage medium and leaves behind a stub to identify where its contents are located so the file can later be restored by DefendX Software Mobility. This gives customers the ability to reduce storage requirements by providing old files only when needed.

Requirements

This section highlights the main hardware and software requirements needed for a successful installation of DefendX Software Mobility Task Service for Windows.

Hardware Specification

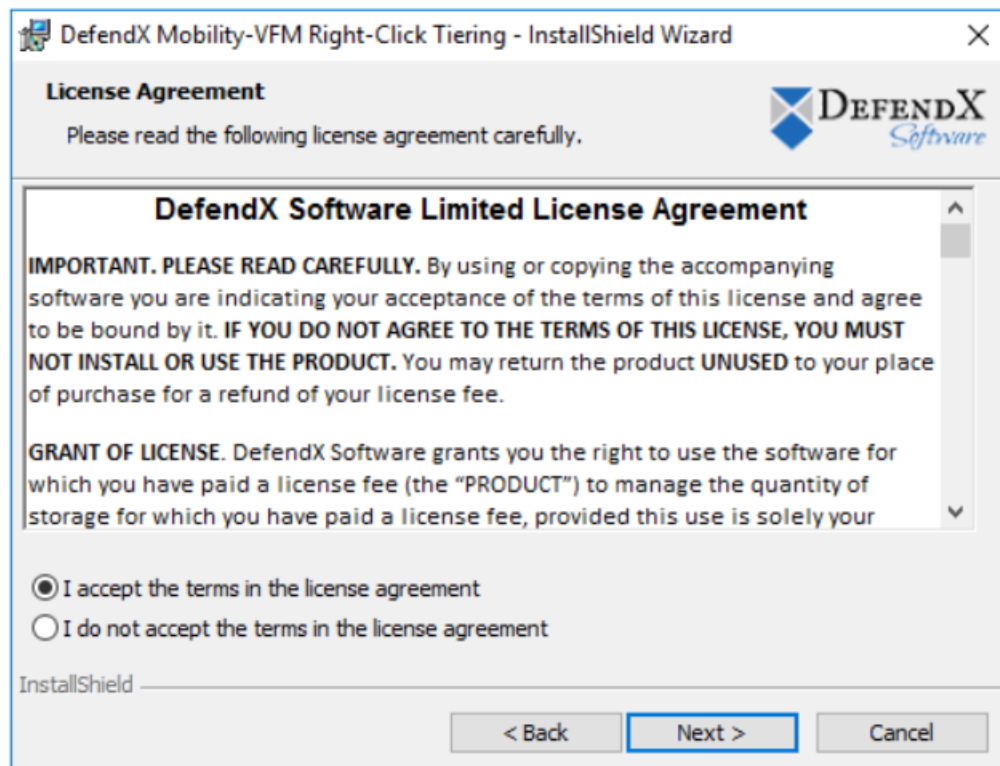
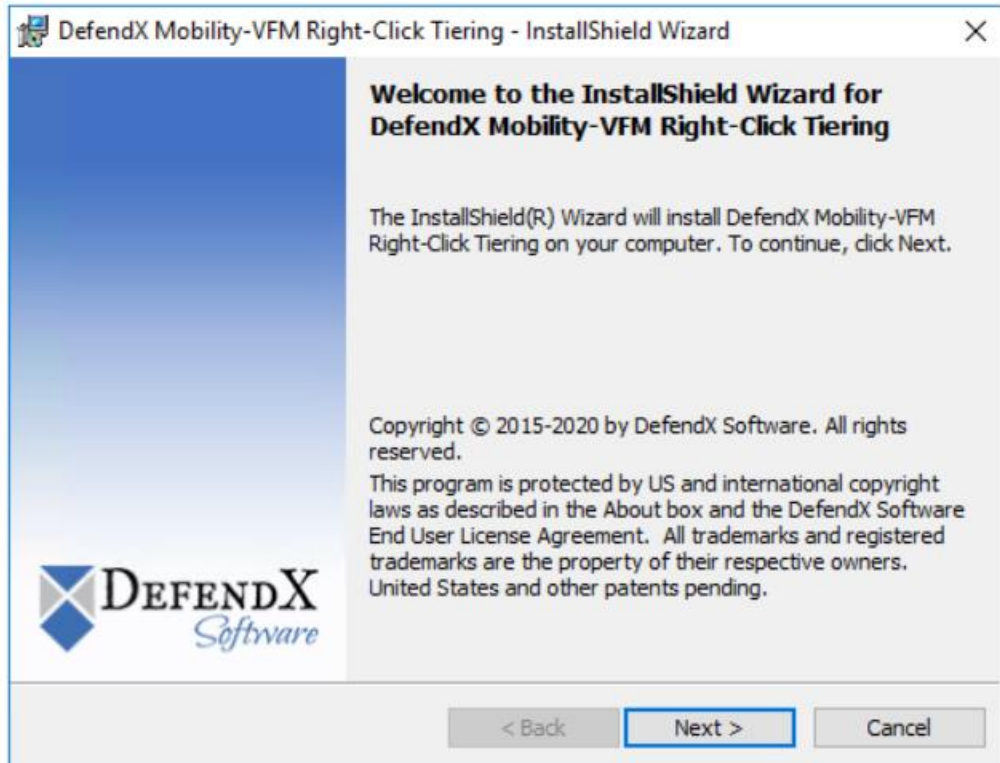
Your hardware should be appropriate for the services running on the machine. If the system is used only for file and print services, DefendX Software recommends the following:

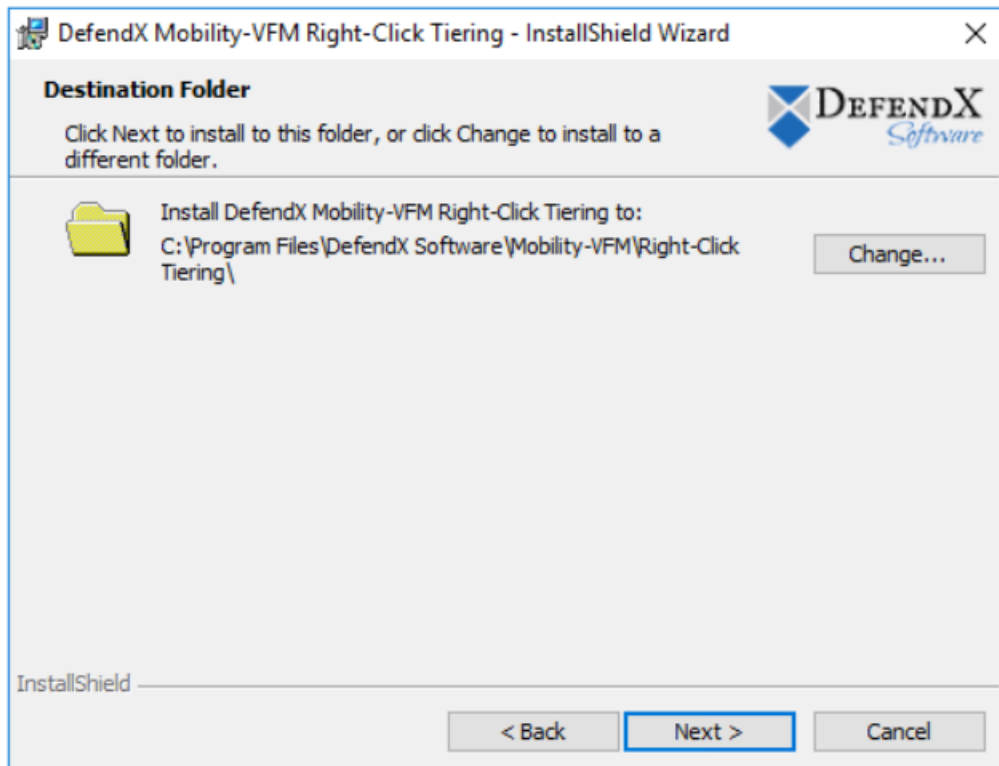
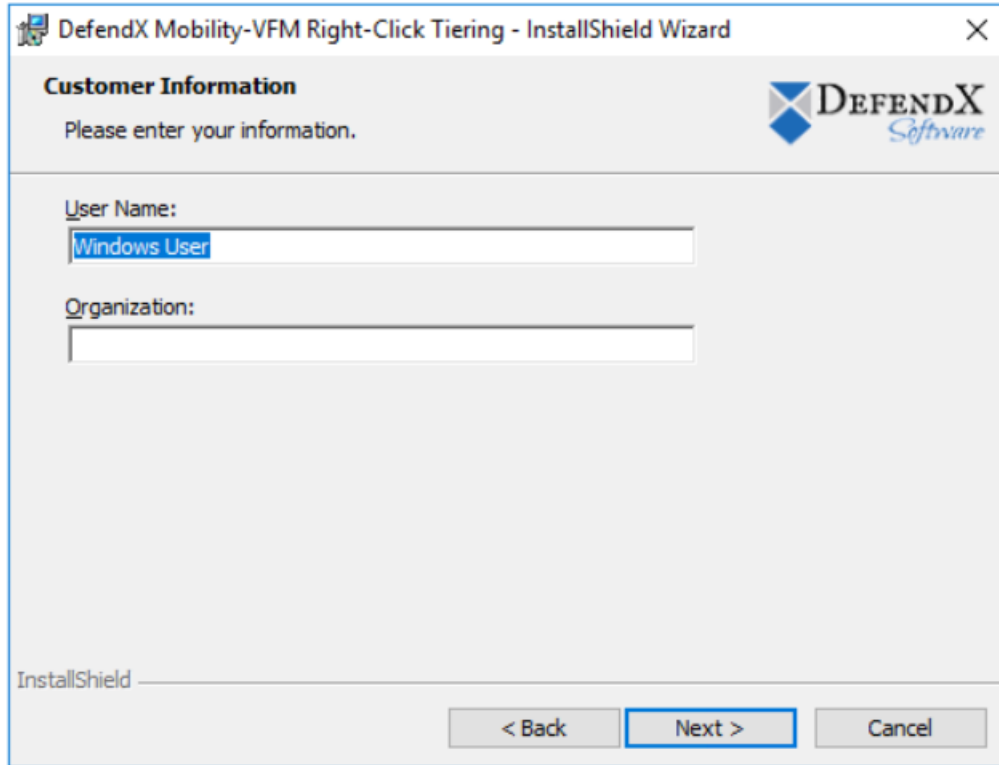
- 2.2+ GHz CPU
- 2 GB RAM
- 150 MB free disk space

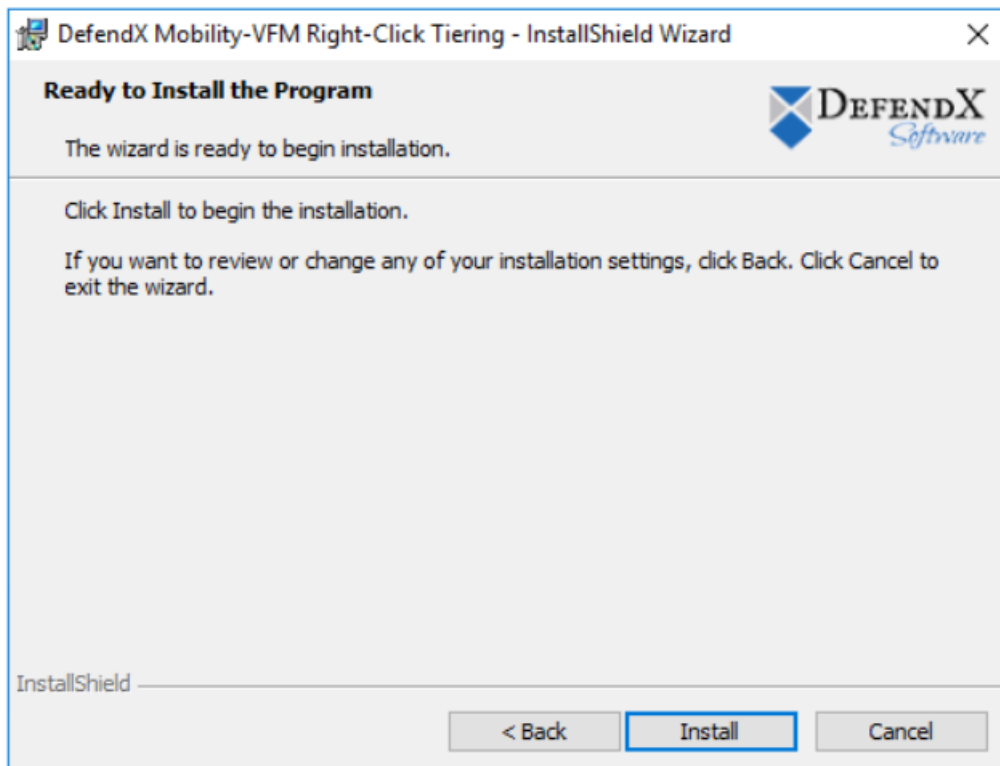
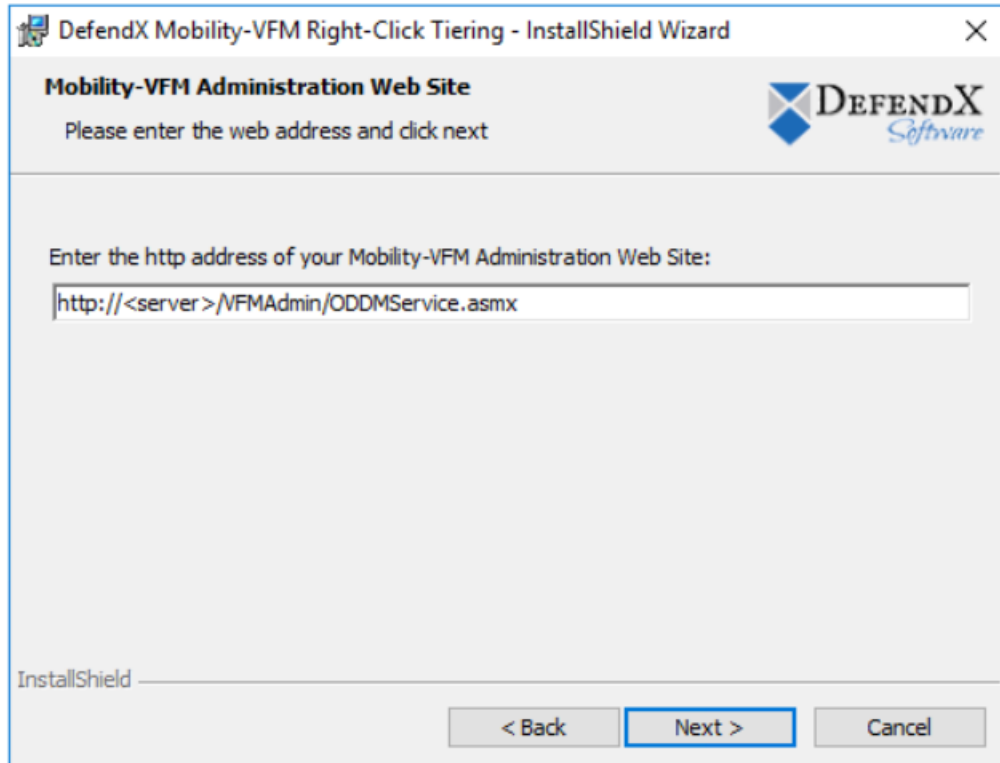
Software Specification

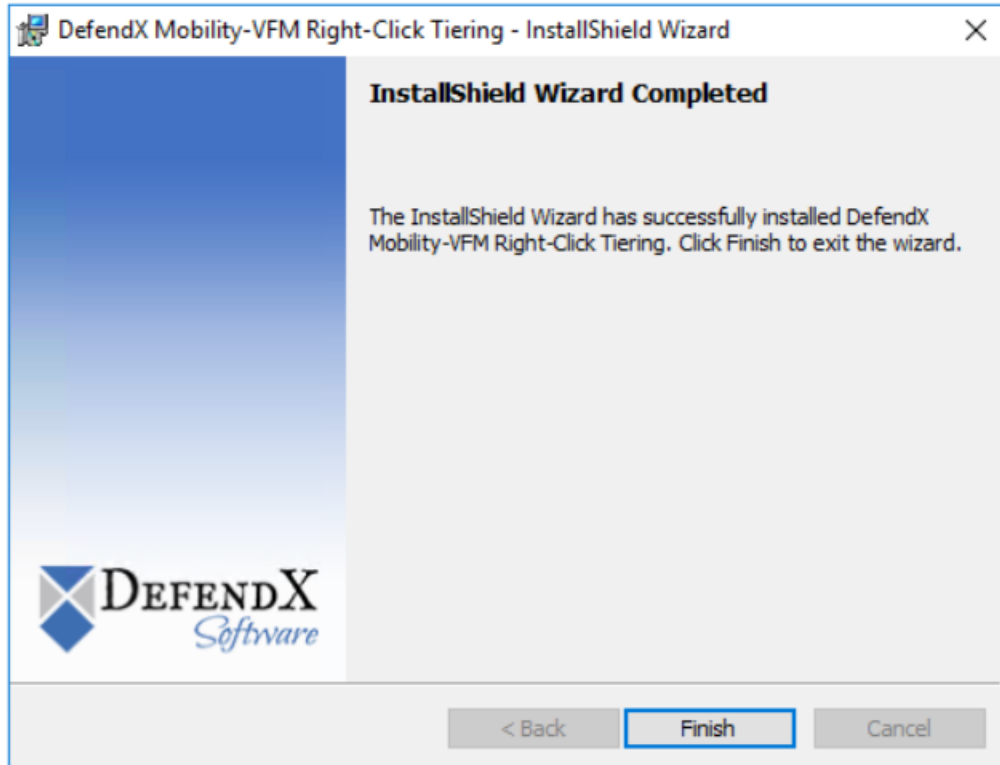
Each Windows server must be running:

- Microsoft Windows® Server 2012 R2 or higher









Note

Due to some Windows User Account Controls, right-click tiering needs to be added manually via Command Prompt with Administrator Privileges. You can do this with the following steps:

- 1) Open an Administrator command prompt
- 2) Change directories to C:\Program Files\NTPSoftware\Right-Click Tiering
- 3) Run this command:
 - a. `regsvr32 ArchiveExpAddon.dll`

You may need to close/open the explorer window also after registering.

About DefendX Software

DefendX Software helps organizations secure their critical business files and maximize the value of their enterprise file storage resources. From comprehensive intelligence, modeling, costing and chargeback to seamless file movement, protection and archiving, DefendX provides industry-leading capabilities to eliminate waste and align the value of files with the storage resources they consume. With DefendX, important file locations and the users who access them can be monitored to provide governance, protect against theft and enforce compliance policies. For more than 20 years, DefendX Software has been helping public and private sector customers around the world save money and eliminate risk every day.

DefendX Software Professional Services

DefendX Software's Professional Services offers consulting, training, and design services to help customers with their storage management challenges. We have helped hundreds of customers to implement cost-effective solutions for managing their storage environments. Our services range from a simple assessment to in-depth financial analyses.

For further assistance in creating the most cost-effective Storage Management Infrastructure, please contact your DefendX Software Representative at 800-390-6937.

Legal & Contact Information

The information contained in this document is believed to be accurate as of the date of publication. Because DefendX Software must constantly respond to changing market conditions, what is here should not be interpreted as a commitment on the part of DefendX Software, and DefendX Software cannot guarantee the accuracy of any information presented after the date of publication.

This user manual is for informational purposes only. DEFENDX SOFTWARE MAKES NO WARRANTIES, EXPRESS OR IMPLIED, IN THIS DOCUMENT.

DefendX Software and other marks are either registered trademarks or trademarks of DefendX Software in the United States and/or other countries. Other product and company names mentioned herein may be the trademarks of their respective owners.

DefendX Software products and technologies described in this document may be protected by United States and/or international patents.

DefendX Software
119 Drum Hill Road, #383
Chelmsford MA 01824
Phone: 1-800-390-6937
E-mail: info@DefendX.com
Web Site: <http://www.DefendX.com>

Copyright © 2020 DefendX Software. All rights reserved. All trademarks and registered trademarks are the property of their respective owners. Doc# DFX0000EF